















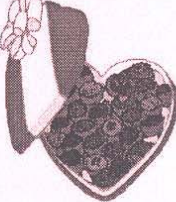










HAPPY VALENTINE'S DAY

Thank you for your continued support of the Box Tops for Education program. Please glue or tape a box top on each square. If you have extra box tops, you may copy this sheet or submit them in a baggie. On February 19, 2010, one name will be drawn from all the Valentines collection sheets submitted. That lucky student will win a prize, so please be sure to write your student's name and teacher on this sheet!

 <small>Color the candies so they look delicious.</small>	 <small>Color the candies so they look delicious.</small>	 <small>Color the candies so they look delicious.</small>	 <small>Color the candies so they look delicious.</small>	 <small>Color the candies so they look delicious.</small>
 <small>Color the candies so they look delicious.</small>	 <small>Color the candies so they look delicious.</small>	 <small>Color the candies so they look delicious.</small>	 <small>Color the candies so they look delicious.</small>	 <small>Color the candies so they look delicious.</small>
 <small>Color the candies so they look delicious.</small>	 <small>Color the candies so they look delicious.</small>	 <small>Color the candies so they look delicious.</small>	 <small>Color the candies so they look delicious.</small>	 <small>Color the candies so they look delicious.</small>
 <small>Color the candies so they look delicious.</small>	 <small>Color the candies so they look delicious.</small>	 <small>Color the candies so they look delicious.</small>	 <small>Color the candies so they look delicious.</small>	 <small>Color the candies so they look delicious.</small>
 <small>Color the candies so they look delicious.</small>	 <small>Color the candies so they look delicious.</small>	 <small>Color the candies so they look delicious.</small>	 <small>Color the candies so they look delicious.</small>	 <small>Color the candies so they look delicious.</small>

STUDENT NAME: _____ TEACHER _____ GRADE _____