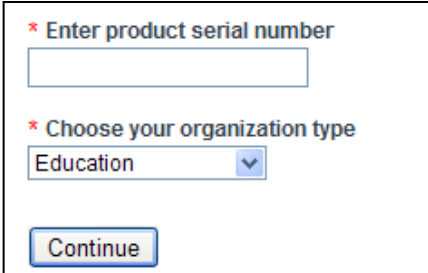


Downloading SMART Notebook™ Software

1. If you have a SMART Board™ in your classroom, find and record the serial number. Open an Internet browser and navigate to <http://smarttech.com/nb10productkey>.

Enter the serial number, select “Education” from the drop-down menu, and click “Continue.” Complete the entire registration form. Within minutes, an email with your product key and a link to download SMART Notebook™ 10 software will be sent. (Note: If you are doing this from home and cannot find the email, check your “Junk” or “Spam” folders for messages from SMART™.)

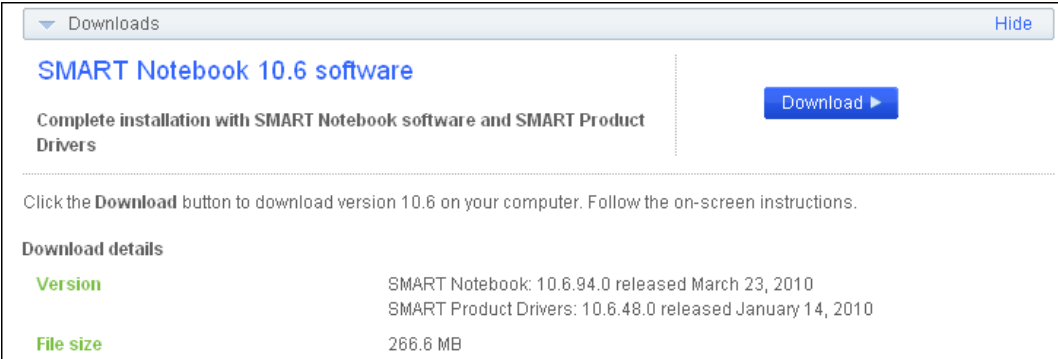
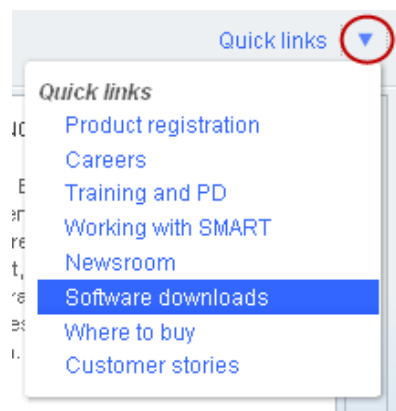


A registration form with two main sections. The first section is titled “* Enter product serial number” and contains a text input field. The second section is titled “* Choose your organization type” and contains a dropdown menu with “Education” selected. Below these sections is a blue “Continue” button.

If you do not have an actual SMART Board™, but would like to experiment with the software, you can download SMART Notebook™ 10 for a 30-day trial. Your district’s Technology Director may have a universal product key for the district, which would allow you to bypass the 30-day trial and download the software for unlimited use.

2. Go to SMART's™ website at <http://smarttech.com>. Click the small, blue arrow next to the words “Quick links” on the right side of the page. Select “Software downloads” from the menu.

Look at the section entitled “SMART Notebook™ software,” and choose your operating system. Click the blue “Download” button beneath “SMART Notebook 10.6 software – Complete installation with SMART Notebook software and SMART Product Drivers.”



A screenshot of the SMART Notebook 10.6 software download page. The page has a “Downloads” header with a “Hide” button. The main heading is “SMART Notebook 10.6 software”. Below this is the text “Complete installation with SMART Notebook software and SMART Product Drivers” and a blue “Download” button. A paragraph of instructions follows: “Click the **Download** button to download version 10.6 on your computer. Follow the on-screen instructions.” Below this is a “Download details” section with a table:

Version	SMART Notebook: 10.6.94.0 released March 23, 2010 SMART Product Drivers: 10.6.48.0 released January 14, 2010
File size	266.6 MB

3. During the download, be prepared to type in your product key. You will be prompted with a small screen, so carefully read each pop-up window.