

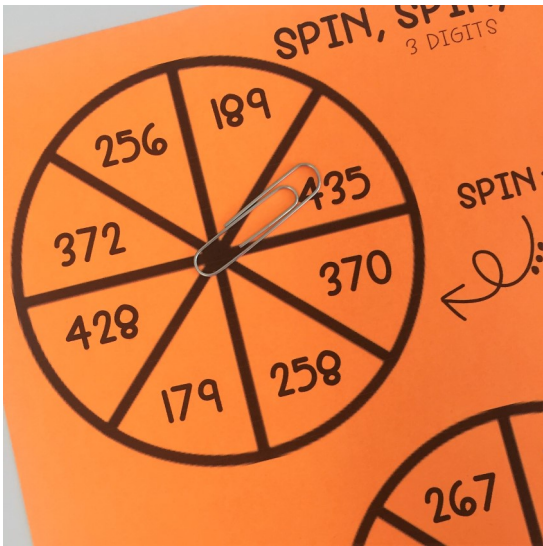
Multiplication Fact spinner game

- FLASHCARD ALTERNATIVE
- MULTIPLICATION FACT PRACTICE
- PRACTICE AT HOME & SCHOOL

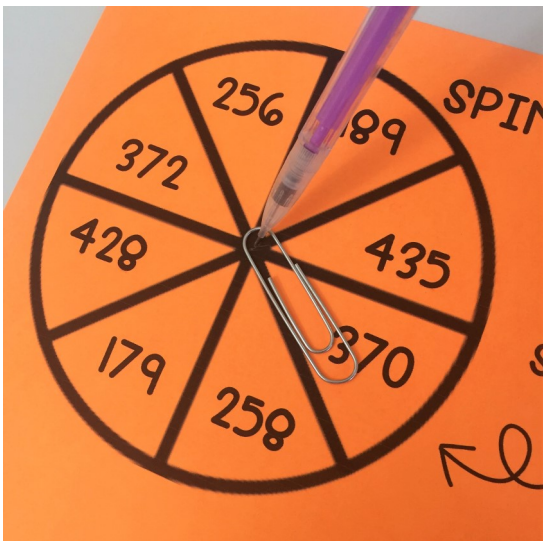
Directions:

| | |
|--------------|-----------------------------------------------------------------------------------------------------------------------------------------------------------------------------------------------------------------------------------------------------------------------------------------------------------------------------------------------------------|
| Prep: | <ul style="list-style-type: none">- Page 4 on colored cardstock.- Cut in half, making 2 practice board out of each page.- Laminate. |
| Set Up: | <ul style="list-style-type: none">- Students may practice individually or in partners.- Each student will need: a practice board, a pencil, and a large paperclip.- Model how to create the spinner with a pencil and paperclip before students are working on their own. (view page 3 as reference) |
| How to Play: | <ol style="list-style-type: none">1. Spin each wheel to get 2 numbers.2. Multiply the numbers together to create a product.3. Supply a multiplication chart for students to self-correct.4. Students may write down facts in their notebooks.5. The partner who answered the most facts correctly wins! |
| When to Use: | <ul style="list-style-type: none">- Math Center- Partner Work- Send home for students to practice at home- Early Finishers- Spin Whole Group & Solve as Warm Up |

How to Make the Spinner:





Step 1: Place the bottom of the paper clip on the center of the circle.



Step 2: Put your pencil tip through the paper clip onto the center of the circle.



Step 3: Hold the pencil in place. With your free hand, spin the paper clip!

Multiplication Fact Practice



spin 1 x spin 2 = product

Multiplication Fact Practice



spin 1 x spin 2 = product

Thank you for purchasing this product!

If you are happy with this product, please follow my TPT store & Instagram!!

Please do not use this product for resale or claim it as your own.

If you have any questions, comments, or concerns, please don't hesitate to contact me! I am more than happy to help correct mistakes.

Please visit my TPT or Instagram for more products and activities!

TPT: [thebeachyteachy16](https://www.teacherspayteachers.com/store/thebeachyteachy16)

Instagram: @thebeachyteachy



A special thank you to the wonderful creators whose fonts, clipart, and borders were used in the making of this product!

