

# 2nd Grade Library Media Center

Hi, Stevenson Tigers!

Welcome to a digital learning day. Sorry we cannot be together today at Stevenson, but we can still learn a lot at home! Our library lessons will be separated into three sections: *Time to Read*, *Time to Respond*, and *Time for Technology*. Please go through each selection and remember to have fun during our 30 minute library time! If you do not have a computer at home, no problem. You can spend more time in the reading and responding sections.

Mrs. Cottrell

## Lesson 1:

### *Time to Read: 15 minutes*

Read for 15 minutes

### *Time to Respond: 10 minutes*

We have been learning about and exploring various reference resources during library.

Complete the following Dictionary activity:

- Dictionary Sections Cards (page 8)
- Dictionary Sections (page 9)

### *Time for Technology: 5 minutes*

If you have a computer, work on one of the following activities:

- Dance Mat Typing Stage 1
  - <https://kidstyping.weebly.com/>
- Typing Rocket Jr
  - [https://www.abcya.com/games/typing\\_rocket\\_junior](https://www.abcya.com/games/typing_rocket_junior)

# Dictionary Sections Cards

Fill in the letters to help you divide the dictionary into beginning, middle and end sections. Use these section boxes to help you complete the Dictionary Sections Worksheet.

**A** \_\_\_\_\_ **G**  
Beginning


**H** \_\_\_\_\_ **O**  
Middle

**P** \_\_\_\_\_ **Z**  
End



# Dictionary Sections

Circle the section where each animal would be found in the dictionary.



<b>Rhinoceros</b>	Beginning	Middle	End
<b>Lion</b>	Beginning	Middle	End
<b>Cheetah</b>	Beginning	Middle	End
<b>Hippopotamus</b>	Beginning	Middle	End
<b>Zebra</b>	Beginning	Middle	End
<b>Gazelle</b>	Beginning	Middle	End
<b>Monkey</b>	Beginning	Middle	End
<b>Wildebeest</b>	Beginning	Middle	End
<b>Aardvark</b>	Beginning	Middle	End
<b>Impala</b>	Beginning	Middle	End

Skoob told Skeeter that he had seen a bush baby when he was on vacation. Which section of the dictionary would you find the word bush baby? Circle the section where bush baby would be found.

<b>Bush Baby</b>	Beginning	Middle	End
------------------	-----------	--------	-----



# 2nd Grade Library Media Center

Hi, Stevenson Tigers!

Welcome to a digital learning day. Sorry we cannot be together today at Stevenson, but we can still learn a lot at home! Our library lessons will be separated into three sections: *Time to Read*, *Time to Respond*, and *Time for Technology*. Please go through each selection and remember to have fun during our 30 minute library time! If you do not have a computer at home, no problem. You can spend more time in the reading and responding sections.

Mrs. Cottrell

## Lesson 2:

### *Time to Read: 15 minutes*

Read for 15 minutes

### *Time to Respond: 10 minutes*

We have been learning about and exploring various reference resources during library. Complete the following Dictionary activity:

- Alphabetical Order (page 10)

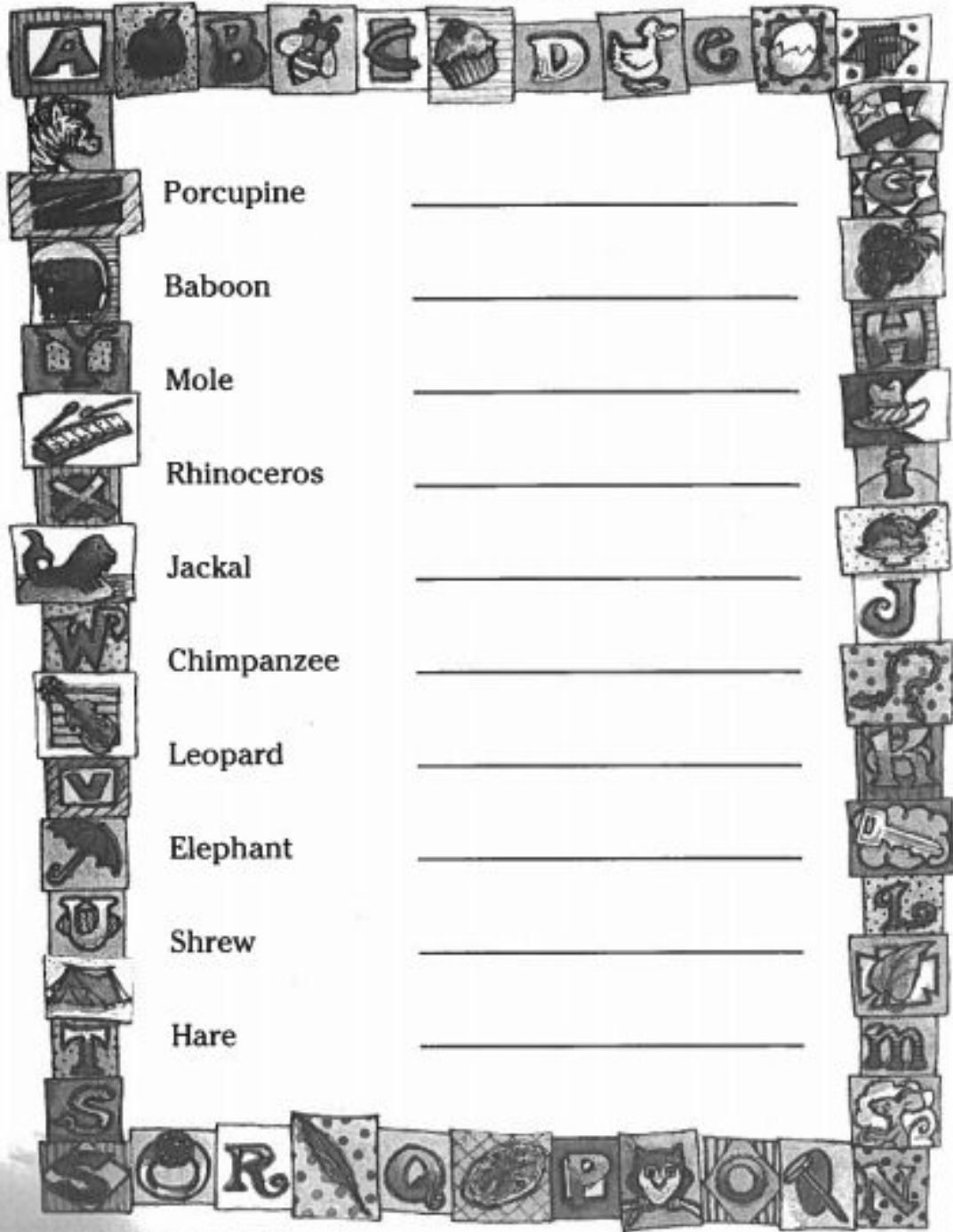
### *Time for Technology: 5 minutes*

If you have a computer, work on one of the following activities:

- Dance Mat Typing Stage 2
  - <https://kidstyping.weebly.com/>
- Keyboard Climber
  - <https://www.tvokids.com/school-age/games/keyboard-climber>

# Alphabetical Order

Put this list of animals in alphabetical order.



Porcupine \_\_\_\_\_

Baboon \_\_\_\_\_

Mole \_\_\_\_\_

Rhinoceros \_\_\_\_\_

Jackal \_\_\_\_\_

Chimpanzee \_\_\_\_\_

Leopard \_\_\_\_\_

Elephant \_\_\_\_\_

Shrew \_\_\_\_\_

Hare \_\_\_\_\_

# 2nd Grade Library Media Center

Hi, Stevenson Tigers!

Welcome to a digital learning day. Sorry we cannot be together today at Stevenson, but we can still learn a lot at home! Our library lessons will be separated into three sections: *Time to Read*, *Time to Respond*, and *Time for Technology*. Please go through each selection and remember to have fun during our 30 minute library time! If you do not have a computer at home, no problem. You can spend more time in the reading and responding sections.

Mrs. Cottrell

## Lesson 3:

### *Time to Read: 15 minutes*

Read for 15 minutes

### *Time to Respond: 10 minutes*

We have been learning about and exploring various reference resources during library. Complete the following Dictionary activity:

- Guide Words (page 11)

### *Time for Technology: 5 minutes*

If you have a computer, work on one of the following activities:

- Dance Mat Typing Stage 3
  - <https://kidstyping.weebly.com/>
- How to Use a Dictionary
  - <https://www.turtlediary.com/game/how-to-use-a-dictionary.html>

# Guide Words

Look at the guide word boxes and then answer the questions.

**burst • butter**

(p. 100)

**gate • gear**

(p. 300)

**link • lip**

(p. 400)

1. What is the first entry word on page 300? \_\_\_\_\_
2. What is the last entry word on page 300? \_\_\_\_\_
3. What is the first entry word on page 100? \_\_\_\_\_
4. What is the last entry word on page 100? \_\_\_\_\_
5. What is the first entry word on page 400? \_\_\_\_\_
6. What is the last entry word on page 400? \_\_\_\_\_
7. On what page will you find the word lion? \_\_\_\_\_
8. On what page will you find the word bush baby? \_\_\_\_\_
9. On what page will you find the word gazelle? \_\_\_\_\_

Look up the following animals in a dictionary. After you find each word, write the two guide words you found on the top of the page.

10. gorilla \_\_\_\_\_
11. flamingo \_\_\_\_\_
12. python \_\_\_\_\_
13. ostrich \_\_\_\_\_
14. camel \_\_\_\_\_
15. mamba \_\_\_\_\_



# 2nd Grade Library Media Center

Hi, Stevenson Tigers!

Welcome to a digital learning day. Sorry we cannot be together today at Stevenson, but we can still learn a lot at home! Our library lessons will be separated into three sections: *Time to Read*, *Time to Respond*, and *Time for Technology*. Please go through each selection and remember to have fun during our 30 minute library time! If you do not have a computer at home, no problem. You can spend more time in the reading and responding sections.

Mrs. Cottrell

## Lesson 4:

### *Time to Read: 15 minutes*

Read for 15 minutes

### *Time to Respond: 10 minutes*

We have been learning about and exploring various reference resources during library. Complete the following Encyclopedia activity:

- Volume Exercise (page 15)

### *Time for Technology: 5 minutes*

If you have a computer, work on one of the following activities:

- Jump Key
  - [https://www.abcya.com/games/jump\\_key](https://www.abcya.com/games/jump_key)
- Keyboard Challenge
  - [https://www.abcya.com/games/keyboard\\_challenge](https://www.abcya.com/games/keyboard_challenge)



# Volume Exercise

The picture below shows the volumes of an encyclopedia.  
Use the picture to answer the questions.

A	B	C	D	E	F	G	H	I	J-K
1	2	3	4	5	6	7	8	9	10
L	M	N-O	P	Q-R	S-SN	SO-SZ	T	U-V	W-X-Y-Z
11	12	13	14	15	16	17	18	19	20

- How many volumes are there? \_\_\_\_\_
- How many volumes have two or more letters on the spines? \_\_\_\_\_
- Which volume would you use to find the entry word **continent**?

\_\_\_\_\_      \_\_\_\_\_  
Volume #      Letter/s on spine

- Which volume would you use to find the entry word **koala**?

\_\_\_\_\_      \_\_\_\_\_  
Volume #      Letter/s on spine

- Which volume would you use to find the entry word **Sydney**?

\_\_\_\_\_      \_\_\_\_\_  
Volume #      Letter/s on spine



# 2nd Grade Library Media Center

Hi, Stevenson Tigers!

Welcome to a digital learning day. Sorry we cannot be together today at Stevenson, but we can still learn a lot at home! Our library lessons will be separated into three sections: *Time to Read*, *Time to Respond*, and *Time for Technology*. Please go through each selection and remember to have fun during our 30 minute library time! If you do not have a computer at home, no problem. You can spend more time in the reading and responding sections.

Mrs. Cottrell

## Lesson 5:

### *Time to Read: 15 minutes*

Read for 15 minutes

### *Time to Respond: 10 minutes*

We have been learning about and exploring various reference resources during library. Complete the following Index activity:

- All About the Index Part 1 and 2 (pages 17-18)

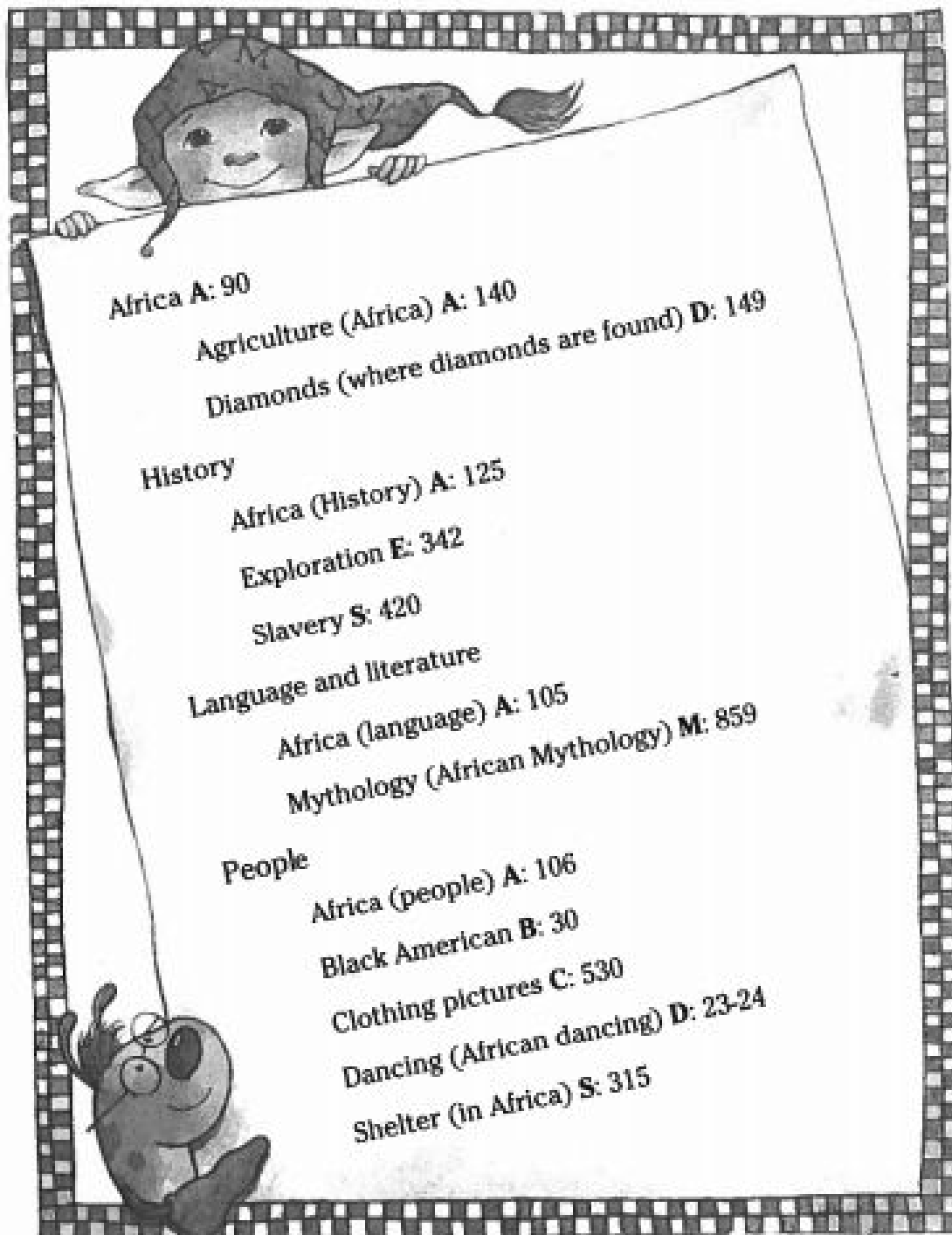
### *Time for Technology: 5 minutes*

If you have a computer, work on one of the following activities:

- Keyboard Invasion
  - [https://www.abcya.com/games/keyboard\\_invasion](https://www.abcya.com/games/keyboard_invasion)
- Cyber 5
  - [https://www.abcya.com/games/cyber\\_five\\_internet\\_safety](https://www.abcya.com/games/cyber_five_internet_safety)

# All About the Index: Part 1

Look at the following index excerpt on the subject Africa. Then answer the questions on the All About the Index: Part 2 worksheet.



# All About the Index: Part 2

Answer the questions using the All About the Index: Part 1 information sheet.

1. What volume would you choose to read about the African people?  
\_\_\_\_\_
2. We can read about African agriculture in volume A. What page number in volume A will we find the information?  
\_\_\_\_\_
3. In which volume and on what page will we find information on slavery?  
\_\_\_\_\_
4. In which volume and on what page can we see a picture of African dancing?  
\_\_\_\_\_
5. African mythology can be found in what volume and on what page?  
\_\_\_\_\_

