

Dear Kindergarten Families,

E-Learning Days are intended to provide access to learning on days when school is closed due to inclement weather or other unplanned events. While these days cannot replace the face-to-face time students have with their teachers, it can provide continuous learning when school is cancelled. E-Learning Days eliminate the need for make-up days at the end of the school year.

In this packet, you will find 2 days of lessons for each subject area.

**PLEASE KEEP THESE MATERIALS IN A SAFE PLACE IN CASE AN E-LEARNING DAY IS NEEDED.** Below are the time requirements for each subject area.

- 60 minutes each: Language Arts and Math
- 30 minutes each: Art, P.E., Music, Social Studies, Science and Media.
- Teachers will be available via email during an E-Learning Day from 8:30-1:30.
  - o Mrs. Ahlfield: [ahlfieldt@district87.org](mailto:ahlfieldt@district87.org)
  - o Mrs. Floit: [folita@district87.org](mailto:folita@district87.org)
  - o Ms. Willette: [willettes@district87.org](mailto:willettes@district87.org)

If your student is unable to complete assignments on an E-Learning Day, please let your child's teacher know. They will be considered absent on that day.

Thank you

Mrs. Ahlfield, Mrs. Floit and Ms. Willette

**PARENTS:**

**PLEASE SAVE THIS PACKET IN A SAFE PLACE SO YOU CAN ACCESS IT DURING A SNOW DAY. YOUR CHILD SHOULD NOT COMPLETE THIS PACKET RIGHT NOW. IT IS FOR AN EMERGENCY DAY WHEN WE DON'T HAVE SCHOOL.**

**THANK YOU!! 😊**

## ***Alternate Student Learning Day Activities***

For student practice while at home, feel free to visit any of these websites:  
(Please spend 15-20 minutes working on these language arts activities.)

### **ABCYA – [www.abcya.com](http://www.abcya.com)**

- Click on student's grade level
  
- Select one of the Language Arts activities
  - Kindergarten:
    - Fun With the Fridge
    - Alphabet Bingo
    - Alphabet Order
    - Monster Mansion-Alphabet Match
  
  - 1<sup>st</sup> Grade:
    - Pinata Party-Spelling Spree
    - Sight Word Bingo
    - Out of Sight-Words
    - Hop Kitten-Sight Word Practice
  
  - 2<sup>nd</sup> Grade:
    - Pinata Party-Contraction Action
    - Nouns and Verbs
    - Sight Word Bingo

### **Starfall – [www.starfall.com](http://www.starfall.com)**

- Select one of the Language Arts activities
  - Kindergarten:
    - ABC's
  - 1<sup>st</sup> Grade:
    - Learn to Read
  - 2<sup>nd</sup> Grade:
    - I'm Reading

NAME: \_\_\_\_\_



# CVC Beginnings and Endings

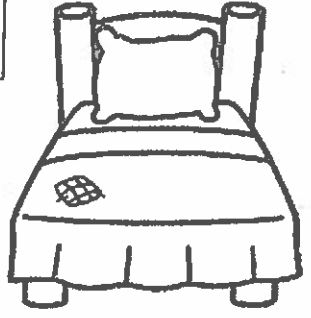
Write the beginning and ending sound in each picture.

1



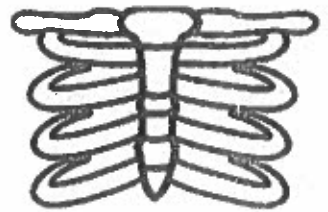
a

2



e

3




i

4



o

5



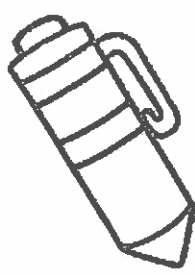
u

6




a

7



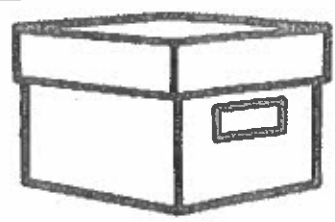
e

8



i

9



o



Name \_\_\_\_\_

A B C D E F G H

I J K L M N O P


Q R S T U V W X

Y Z a b c d e f

g h i j k l m n

o p q r s t

u v w x y z






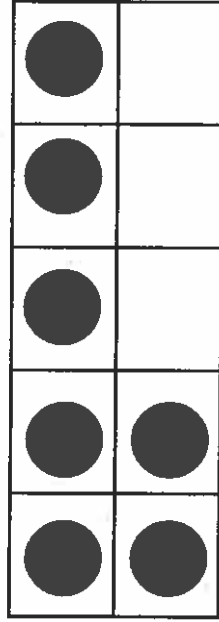
Name \_\_\_\_\_

# Mixed Practice

Trace the number. Draw dots to fill in the ten frame.



How many dots on the ten frame?



Trace the shape. Write the word.



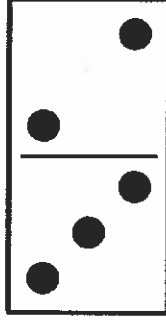
square

Fill in the missing numbers.

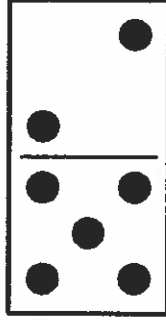
1 \_\_\_ 3      2 \_\_\_ 4

8 \_\_\_ 10      5 \_\_\_ 7

Add the dots. Write the fact.

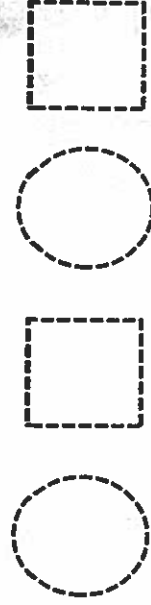


\_\_\_ + \_\_\_ = \_\_\_



\_\_\_ + \_\_\_ = \_\_\_

Trace the shapes. Draw the shape that comes next.





Name \_\_\_\_\_ **Terrific Twenty**

Fill in the missing numbers.

Draw a circle around each box with a 4.

Color each box with a 2.

	2			5					
11			14					18	
							9		

What number comes next?

8 \_\_\_\_\_

10 \_\_\_\_\_

13 \_\_\_\_\_

4 \_\_\_\_\_


16 \_\_\_\_\_

20 \_\_\_\_\_


# Mixed Practice

Name \_\_\_\_\_

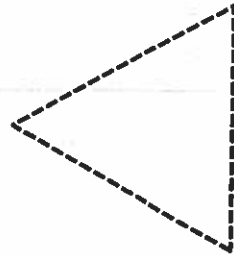
Trace the number. Draw dots to fill in the ten frame.



How many dots on the ten frame?



Trace the shape. Write the word.



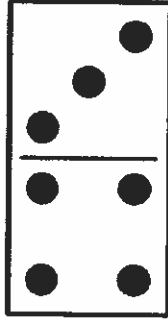
triangle

Fill in the missing numbers.


6     8      9     11

12     14      3     5

Add the dots. Write the fact.

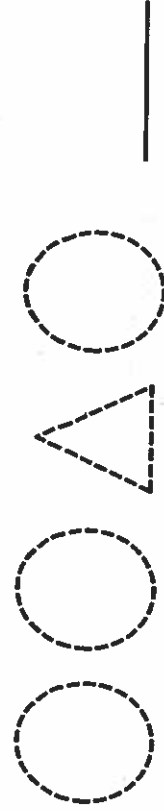


    +     =    



    +     =    

Draw the shape that comes next.





## Kdg, 1st, 2nd Physical Education E- Learning Activities

### 1. Complete the warm-up exercises

- 10 Jumping Jacks
- 10 Squats
- 10 Lunges (don't let your knee touch the ground)
- 10 Push-ups (keep your body off the ground)
- 10 Mountain Climbers
- 10 Curl-ups (keep those hands flat, tuck your chin to your chest and get your shoulders off the floor)
- Jog in place for 60 seconds (keep those knees high)

### 2. If you have access to the internet complete the Beginner Workout

Youtube Search = Kids workout 1 Beginners

[https://www.youtube.com/watch?v=L\\_A\\_HjHZxfl&t=163s](https://www.youtube.com/watch?v=L_A_HjHZxfl&t=163s)

### 3. If you have access to the internet complete the Animal Walks Video

Youtube Search = Animal Walks for Early Elementary Gymnastics

<https://www.youtube.com/watch?v=DpgKyq3WCuw>

### 4. Practice tying your shoes 10 times each. Don't forget to double knot.

### 5. If you do not have internet access please complete the warm-up exercises as many times as you can in 30 minutes resting 60 seconds in between.

## Kindergarten Alternative Learning Activities – Art

Pick one of the assignments each day you have an e-learning day. Each assignment should take about thirty minutes but if you would like to spend longer you may.

Think of something that starts with the same letter as your name. Draw a picture of it, color it in nicely, and write on the line what your drawing is of. Have fun!

I drew a(n) \_\_\_\_\_.

Draw your favorite storybook character and color it in nicely. Write the character's name on the line below. Have fun!

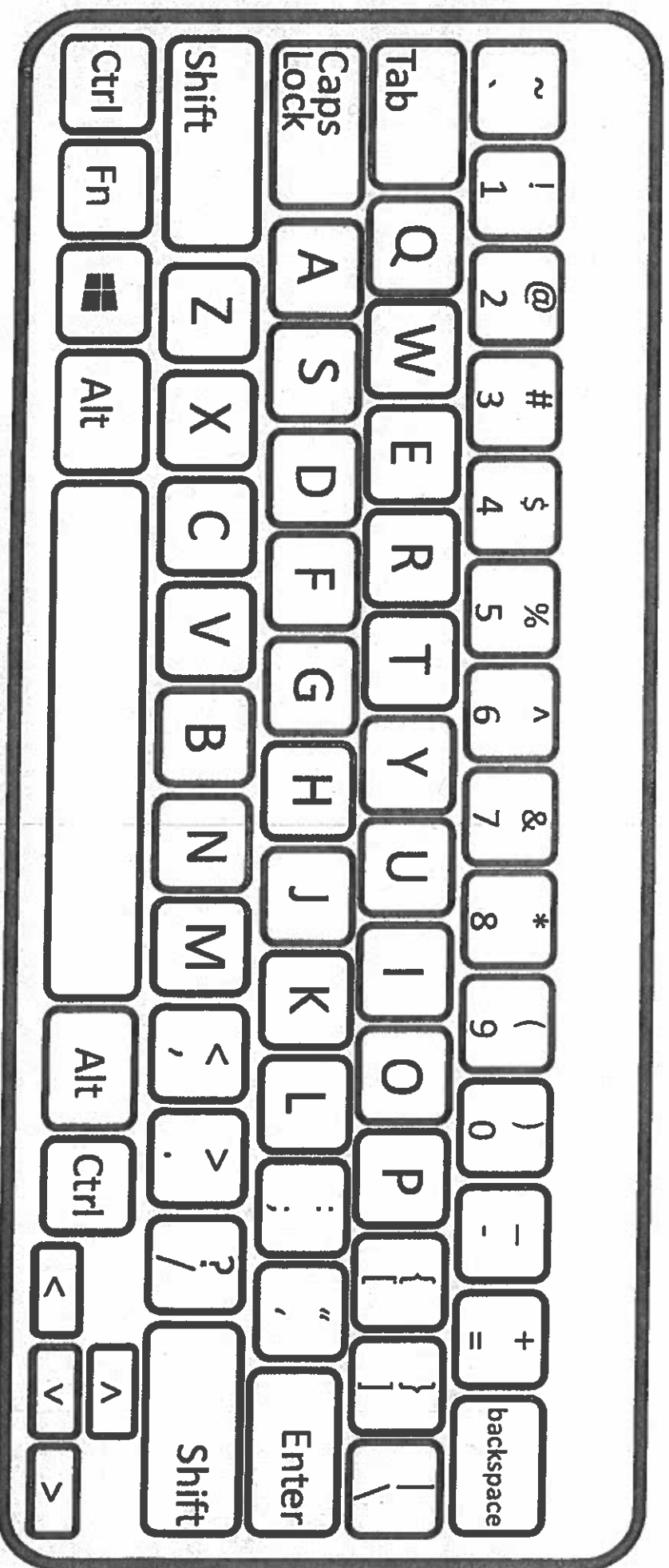
I drew \_\_\_\_\_.

Find something small around the house that is the shape of a circle, something small that is the shape of a square, something that is small that is the shape of a triangle, and something small that is the shape of a triangle. Then trace them onto your paper and color the shapes in nicely. Have fun!



# KEYBOARD PRACTICE

1. Write your first name: \_\_\_\_\_
2. Use a crayon to color in the letters of your name on the keyboard.
3. Use a crayon to color in the number key that shows how old you are.
4. Practice using your fingers to tap the keys in the right order to spell your name. Repeat 10 times.
5. For fun, try typing your name without looking at your fingers!



Title  
Author  
Barcode  
Spine  
Back Cover  
Front Cover  
Illustration  
Call Number  
Pages



\_\_\_\_\_

\_\_\_\_\_

\_\_\_\_\_

\_\_\_\_\_



\_\_\_\_\_


\_\_\_\_\_

\_\_\_\_\_


Name: \_\_\_\_\_ Date: \_\_\_\_\_

Teacher: \_\_\_\_\_





Happy Birthday



112143\_

CCDCFE\_

112154\_

CCDCGF\_

1186432\_

CC<sup>↑</sup>CAFED\_

7<sub>b</sub>7<sub>b</sub>6454\_

B<sub>b</sub>B<sub>b</sub>AFGF\_