



---

## **Oakland eLearning Days**

- ***Please do not complete assignments until an eLearning Day is announced.***

**Thank You**

**Mr. LaFrance**

# eLearning Day Agenda

Day 1



**Oakland School**  
**2<sup>nd</sup> Grade**



Listed below are the assignments for 2<sup>nd</sup> grade students to complete in the event of an eLearning day. Teachers will be available via email and their additional classroom communication platforms from 8:30am-1:30pm on eLearning days.

## Student Learning Tasks

<b>Language Arts</b>	<ul style="list-style-type: none"><li>• Read and complete the “Winter” page.</li><li>• Complete “Sequencing Stories” page. Write step-by-step directions on how to build a snowman.</li><li>• Read aloud to a stuffed animal or a family member for 20 minutes. You may break this time up into smaller increments if you would like.</li></ul>
<b>Math</b>	<ul style="list-style-type: none"><li>• Spend 20 minutes practicing basic math facts (if addition is mastered, move to subtraction).</li><li>• Complete “Sweet Treats” page.</li><li>• If you wish, feel free to play some math games on <a href="http://abcya.com">abcya.com</a>.</li></ul>
<b>Science</b>	<ul style="list-style-type: none"><li>• Read and complete “Matter” passage. Then complete the “Changes in Matter” activity.</li></ul>

<b>Social Studies</b>	<ul style="list-style-type: none"> <li>• Read “National Geographic” magazine and discuss the topic with an adult.</li> </ul>
<b>P.E.</b>	<ul style="list-style-type: none"> <li>• Complete the Physical Education activities page.</li> </ul>
<b>Music</b>	<ul style="list-style-type: none"> <li>• Complete the Tic Tac Toe activity page.</li> </ul>
<b>Art</b>	<ul style="list-style-type: none"> <li>• Complete these “Illustrate your life” tasks:             <ol style="list-style-type: none"> <li>1. Draw a picture in pencil of an important event in your life at home or school. (optional: color in crayon or marker)</li> <li>2. Draw a picture of your favorite hiding place.</li> </ol> </li> </ul>
<b>Library Media Center</b>	<ul style="list-style-type: none"> <li>• Complete the “Book Recommendation” page.</li> </ul>

Student \_\_\_\_\_ Date \_\_\_\_\_

Parent/Guardian Signature \_\_\_\_\_

Comments: \_\_\_\_\_  
 \_\_\_\_\_  
 \_\_\_\_\_



## eLearning Day Overview and FAQs for K-12 Families

QUESTION	EXPLANATION
<p>What is an eLearning Day and why did District 87 choose to implement this practice?</p>	<p>eLearning Days are intended to provide access to learning on days when there are school cancellations. While these days cannot replace the face-to-face time students have with their teachers, it can provide continuous learning when school is cancelled. eLearning Days also eliminate the need for makeup days at the end of the school year. Last year, we surveyed families and over 85% of the respondents said they valued the eLearning day option.</p>
<p>What will a typical eLearning day look like for a student in kindergarten through fifth grade?</p>	<p>Lessons will be sent home by your teacher prior to an eLearning day. Please keep these materials in a safe place in case an eLearning day is needed. Materials will also be posted on your school's website. Teachers will create lessons for the following subjects:</p> <ul style="list-style-type: none"> <li>• 60 min. each: ELA and Math</li> <li>• 30 min. each: Art, PE, Music, Social Studies, Science and IMC.</li> </ul>
<p>What will a typical eLearning day look like for a student in 6-12th grade?</p>	<ul style="list-style-type: none"> <li>• Students in grades 6-12 will utilize their district-issued computer or personal device in order to access their assignments and expectations on an eLearning Day. Staff will post their course expectations by 8:30 a.m. on the eLearning day. Students will access materials as they do normally via email, Google Classroom or other portal.</li> <li>• Course work may include but is not limited to online discussions, quizzes/assessments, online readings, completing assignments using digital resources. In some cases, students may be directed to complete offline activities such as textbook readings or other assignments.</li> </ul>
<p>What if I'm not available during the day to assist my student?</p>	<p>Students should be able to complete lessons by themselves. Students need to complete assignments before returning to school. This allows families to decide when and where the work can be completed.</p>
<p>How will my family be notified that schools are closed and eLearning days are in place?</p>	<p>The District will inform families of an eLearning day through:</p> <ul style="list-style-type: none"> <li>• Skylert (Automated Phone call)</li> <li>• Skyward Messenger (announcement in Skyward)</li> <li>• Facebook /Twitter/Instagram</li> <li>• Media outlets (WJBC, Pantagraph)</li> </ul>

	<ul style="list-style-type: none"> <li>• District website</li> </ul>
Will attendance be taken?	Attendance will be based on the completion of the work for eLearning Days. If your student does not have the necessary resources to complete the assignment, please let the teacher know.
When and how will teachers be available to answer questions?	Teachers will be available via email, Skyward or REMIND during an eLearning day from 8:30-1:30. They will inform you of the best method to reach them in the eLearning materials.
How long is my student expected to work?	<p>K-5 students:</p> <ul style="list-style-type: none"> <li>• 60 minutes each: ELA and Math</li> <li>• 30 minutes each: Art, PE, Music, Social Studies, Science and IMC.</li> </ul> <p>6-12: Approximately 43 minutes for each class period</p> <p>Some assignments will not take all students the entire time. If you feel your student is struggling to complete the work on time, please let the teacher know.</p>
What if my student doesn't complete the assignments?	If your student is not able to complete assignments on an eLearning day, please let your student's teacher know. They will be considered absent on that day and the teacher's makeup policy will be enforced.
What about students who are Language Learners?	Directions will be translated and sent home by the classroom teacher.
What about students with Individualized Education Plans (IEPs)?	Special education students will be provided with assignments that meet the requirements as outlined in their Individualized Education Plan (IEPs).
How can families give feedback to the district about eLearning Days?	District 87 values family input and will send out a survey at the completion of an eLearning day for feedback.
Who do we contact for tech support with a district-issued device?	<p>District 87 will operate a technical helpdesk which can be accessed by all users in the following ways:</p> <ul style="list-style-type: none"> <li>• <a href="https://helpdesk.district87.org">https://helpdesk.district87.org</a></li> <li>• Call 309.828.7115</li> <li>• Zoom support at <a href="https://district87.zoom.us/my/elearnsupport">https://district87.zoom.us/my/elearnsupport</a></li> </ul> <p>If the power or internet goes out, please let your child's teacher know via written notice or phone call when possible.</p>

Name \_\_\_\_\_

# Winter

Directions: Read the passage on the left 3 times to practice fluency. Color a snowflake each time you read. Then, complete the comprehension tasks on the right.

## Winter

Winter is one of the four seasons. It is the shortest season of the year. It also has the shortest number of days. The winter season has the lowest temperatures. In places where it gets very cold, the trees and plants stop growing.

Many animals hibernate throughout the winter. They do this to escape the cold weather. Some animals migrate south. **Migration** is the movement of a group of animals from one place to another. Birds, whales, and even butterflies travel south to stay warm.

When the wind and the temperature get too cold, it is important to wear hats, coats, and gloves. These will help you stay warm.



### Read & Look Back:

Use a yellow crayon to highlight the text that tells what happens in the winter when the temperature gets very cold.

Use a blue crayon to highlight the text that states the two things animals do when it gets cold in the winter.

Use a red crayon to highlight the definition of the word migration.

### Read & Respond:

Make a connection. What do you like to do in the winter?

---

---

---

---

# Sequence Stories

Name \_\_\_\_\_



## Building a Snowman

First

Next

Then

Last or Finally

winter  
snowman

ball

roll

snow

scarf

hat

carrot nose

coal

eyes


1

2

3

4







Name \_\_\_\_\_

Valentine's Day  
Using different coins

# Sweet Treats

Color the coins needed to buy each piece of candy.




Name \_\_\_\_\_

# Matter

Directions: Read the passage on the left 3 times to practice fluency. Color a snowflake each time you read. Then, complete the comprehension tasks on the right.

## Matter

Matter is anything that takes up space. There are three states, or kinds, of matter. Solids, liquids, and gases are states of matter. Matter can change states through heating or cooling. When water freezes it changes from a liquid to a solid. When ice cubes are heated, they change from a solid state to a liquid state.

Solids keep their own shape. They do not flow. A rock and a book are examples of solids. Liquids do not keep their own shape. They flow and take the shape of the container they are in. If orange juice is poured into a soup can, it takes the shape of the soup can. Gases spread out and fill up the entire space it is in. For example, air is a gas that fills up the entire room.

Matter is all around us!

## Read & Look Back:

Use a yellow crayon to highlight the three different states of matter.

Use a blue crayon to highlight the difference between a solid and a liquid.

Use a red crayon to highlight the text that states what happens to ice cubes when they are heated.

## Read & Respond:

What state of matter is this piece of paper? How do you know?

---

---

---

---

# Changes in Matter

Matter can be changed in many different ways. 4 of the most common ways matter changes are freezing, melting, burning, and cut.






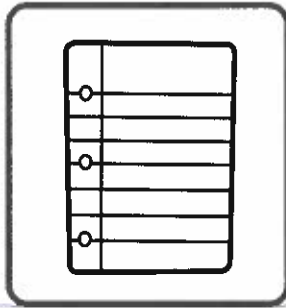
Directions: Cut & paste each item in the correct section.

Freeze	Melt	Burn	Cut

Name: \_\_\_\_\_ Date: \_\_\_\_\_

# Changes in Matter

## Cut-Outs



## Kdg, 1st, 2nd Physical Education E- Learning Activities

### 1. Complete the warm-up exercises

- 10 Jumping Jacks
- 10 Squats
- 10 Lunges (don't let your knee touch the ground)
- 10 Push-ups (keep your body off the ground)
- 10 Mountain Climbers
- 10 Curl-ups (keep those hands flat, tuck your chin to your chest and get your shoulders off the floor)
- Jog in place for 60 seconds (keep those knees high)

### 2. If you have access to the internet complete the Beginner Workout

Youtube Search = Kids workout 1 Beginners

[https://www.youtube.com/watch?v=L\\_A\\_HjHZxfl&t=163s](https://www.youtube.com/watch?v=L_A_HjHZxfl&t=163s)

---

### 3. If you have access to the internet complete the Animal Walks Video

Youtube Search = Animal Walks for Early Elementary Gymnastics

<https://www.youtube.com/watch?v=DpgKyq3WCuw>

### 4. Practice tying your shoes 10 times each. Don't forget to double knot.

1. If you do not have internet access please complete the warm-up exercises as many times as you can in 30 minutes resting 60 seconds in between.

# ALTERNATIVE LEARNING DAY ACTIVITIES

## SECOND GRADE MUSIC



Tic-Tac-Toe: complete 3 boxes in a row!

<p>Sing a song while patting the steady beat on your lap.</p>	<p>Sing a song while clapping the rhythm.</p>	<p>Find music that everyone in the family enjoys.  Have a dance party!</p>
<p>Sing a song while putting the steady beat anywhere on your body.</p>	<p>Sing a song while clapping the rhythm and marching with the beat in your feet. Switch!</p>	<p>Teach someone in your house your favorite singing game from music class. Play!</p>
<p>Make up a new dance move! Share it with someone in your house.</p>	<p>Ask someone to choose how you sing a song. Will it be presto, largo, forte or piano?</p>	<p>Teach your favorite song to someone in your house.</p>

Song Suggestions:

Who Stole the Cookie?

Doggie, Doggie

Apple Tree

Tideo

Children Knocking

# BOOK RECOMMENDATION

Title:

Author:

The reason I recommend this book:

---

---

---

---

---

---

---

---

Star Rating:



Reviewed by: