



eLearning Day Overview and FAQs for K-12 Families

QUESTION	EXPLANATION
<p>What is an eLearning Day and why did District 87 choose to implement this practice?</p>	<p>eLearning Days are intended to provide access to learning on days when there are school cancellations. While these days cannot replace the face-to-face time students have with their teachers, it can provide continuous learning when school is cancelled. eLearning Days also eliminate the need for makeup days at the end of the school year. Last year, we surveyed families and over 85% of the respondents said they valued the eLearning day option.</p>
<p>What will a typical eLearning day look like for a student in kindergarten through fifth grade?</p>	<p>Lessons will be sent home by your teacher prior to an eLearning day. Please keep these materials in a safe place in case an eLearning day is needed. Materials will also be posted on your school's website. Teachers will create lessons for the following subjects:</p> <ul style="list-style-type: none"> • 60 min. each: ELA and Math • 30 min. each: Art, PE, Music, Social Studies, Science and IMC.
<p>What will a typical eLearning day look like for a student in 6-12th grade?</p>	<ul style="list-style-type: none"> • Students in grades 6-12 will utilize their district-issued computer or personal device in order to access their assignments and expectations on an eLearning Day. Staff will post their course expectations by 8:30 a.m. on the eLearning day. Students will access materials as they do normally via email, Google Classroom or other portal. • Course work may include but is not limited to online discussions, quizzes/assessments, online readings, completing assignments using digital resources. In some cases, students may be directed to complete offline activities such as textbook readings or other assignments.
<p>What if I'm not available during the day to assist my student?</p>	<p>Students should be able to complete lessons by themselves. Students need to complete assignments before returning to school. This allows families to decide when and where the work can be completed.</p>
<p>How will my family be notified that schools are closed and eLearning days are in place?</p>	<p>The District will inform families of an eLearning day through:</p> <ul style="list-style-type: none"> • Skylert (Automated Phone call) • Skyward Messenger (announcement in Skyward) • Facebook /Twitter/Instagram • Media outlets (WJBC, Pantagraph)

	<ul style="list-style-type: none"> • District website
Will attendance be taken?	Attendance will be based on the completion of the work for eLearning Days. If your student does not have the necessary resources to complete the assignment, please let the teacher know.
When and how will teachers be available to answer questions?	Teachers will be available via email, Skyward or REMIND during an eLearning day from 8:30-1:30. They will inform you of the best method to reach them in the eLearning materials.
How long is my student expected to work?	<p>K-5 students:</p> <ul style="list-style-type: none"> • 60 minutes each: ELA and Math • 30 minutes each: Art, PE, Music, Social Studies, Science and IMC. <p>6-12: Approximately 43 minutes for each class period</p> <p>Some assignments will not take all students the entire time. If you feel your student is struggling to complete the work on time, please let the teacher know.</p>
What if my student doesn't complete the assignments?	If your student is not able to complete assignments on an eLearning day, please let your student's teacher know. They will be considered absent on that day and the teacher's makeup policy will be enforced.
What about students who are Language Learners?	Directions will be translated and sent home by the classroom teacher.
What about students with Individualized Education Plans (IEPs)?	Special education students will be provided with assignments that meet the requirements as outlined in their Individualized Education Plan (IEPs).
How can families give feedback to the district about eLearning Days?	District 87 values family input and will send out a survey at the completion of an eLearning day for feedback.
Who do we contact for tech support with a district-issued device?	<p>District 87 will operate a technical helpdesk which can be accessed by all users in the following ways:</p> <ul style="list-style-type: none"> • https://helpdesk.district87.org • Call 309.828.7115 • Zoom support at https://district87.zoom.us/my/elearnsupport <p>If the power or internet goes out, please let your child's teacher know via written notice or phone call when possible.</p>



Respect...

What it Means to Me!

I respect myself by...

Handwriting practice lines for the first section, consisting of five sets of three horizontal lines (top, middle dashed, bottom).

I respect others by...

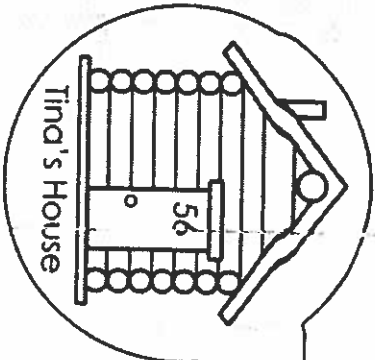
Handwriting practice lines for the second section, consisting of five sets of three horizontal lines (top, middle dashed, bottom).

I respect my school by...


Handwriting practice lines for the third section, consisting of five sets of three horizontal lines (top, middle dashed, bottom).

This is **ME** showing
RESPECT!!!

A Map of Tina's Neighborhood




Howard Street


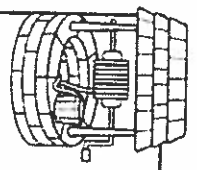


Gull Street

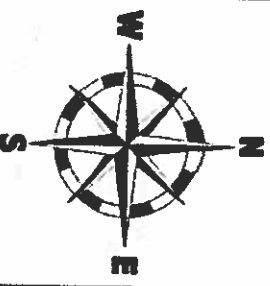


Hand Street



Pinter Street



Love Street



NAME: _____

DATE: _____

Tina's Neighborhood

Using the map, answer the questions about Tina's neighborhood.

1. What is Tina's address?

2. If Tina is at school what direction does she need to walk to get home?

3. The well is at the corner of what two streets?

4. Tina's friend is at the cafe and wants to visit her at home. Give her directions.

5. What street connects Pinter and Gull?



Math E-Learning Day Tic-Tac-Toe Homework #1

See how many activities you can complete from the board below.

Please return this paper on or before _____.



1. Make up number stories for these number sentences: 8-5= 7+2= 3+6= 5-1=	2. Count and write numbers 1-120 by 1's.	3. Count backwards from 25 to 1 to someone.
4. Choose five numbers between 1-30 and put them in order least to greatest and greatest to least.	5. Choose 2 numbers between 1-30 and compare them using >, <, =.	6. Check the clock four different times today. Write down what time it is.
7. Collect 20 nickels. Count by 5's to add them. Make different groups and count them.	8. Practice addition facts for 15 minutes.	9. Practice subtraction facts for 15 minutes.

Put an X over each activity completed.

Child's name _____

Date _____

Comments: _____



ELA E-Learning Day Tic-Tac-Toe Homework #1

See how many activities you can complete from the board below.

Please return this paper on or before _____.



<p>1. Make a book of words that rhyme with cat. Draw a picture for each word.</p>	<p>2. Practice reading your sight words. Think of a creative way to write 5 of them. Ex. shaving cream, sand, paint, food pieces, doodle app, steamed mirror, etc.</p>	<p>3. Draw pictures for words that have an l blend Examples: glass, flower, and block.</p>
<p>4. Draw and write about something you would like to make with snow.</p>	<p>5. Watch an episode of your favorite show. Write down what happened at the beginning, middle and end.</p>	<p>6. Write 4 sentences to tell me what your favorite food is and why. Remember capital letter, spaces, and ending punctuation. 😊</p>
<p>7. Make a book for the word family -ug. One word for each page. Include illustrations for the words.</p>	<p>8. Make a list of all the things you see in your home that have a long a sound. Example: plate, game, face</p>	<p>9. Read a book to a family member or have them read to you. Talk about the beginning, middle, and the end of the story.</p>

Put an X over each activity completed.

Child's name _____

Date _____

Comments: _____

Name _____ Date _____


Directions: Read each question and choose the best answer.

1. What is the main idea of this book?

- Ⓐ Animals are scary.
- Ⓑ Animals can be the same and different.
- Ⓒ Animals make good pets.

2. Which one of these is *not* an animal?

Ⓐ a fish



Ⓑ a fly



Ⓒ a flower



Name _____ Date _____

3. All animals grow to be _____.

- Ⓐ long and skinny
- Ⓑ big and tall
- Ⓒ different sizes

4. What would be a good new title for this book?


- Ⓐ *Zoos of the World*
- Ⓑ *Horses, Frogs, and Spiders*
- Ⓒ *All About Animals*



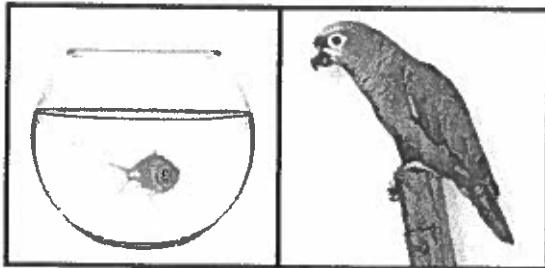
Name _____ Date _____

5. Which animal pair is most alike?

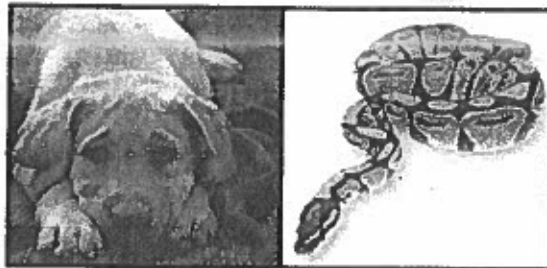
Ⓐ



Ⓑ



Ⓒ



6. A chicken eats seeds. A snake eats mice.
This makes a chicken and a snake _____.

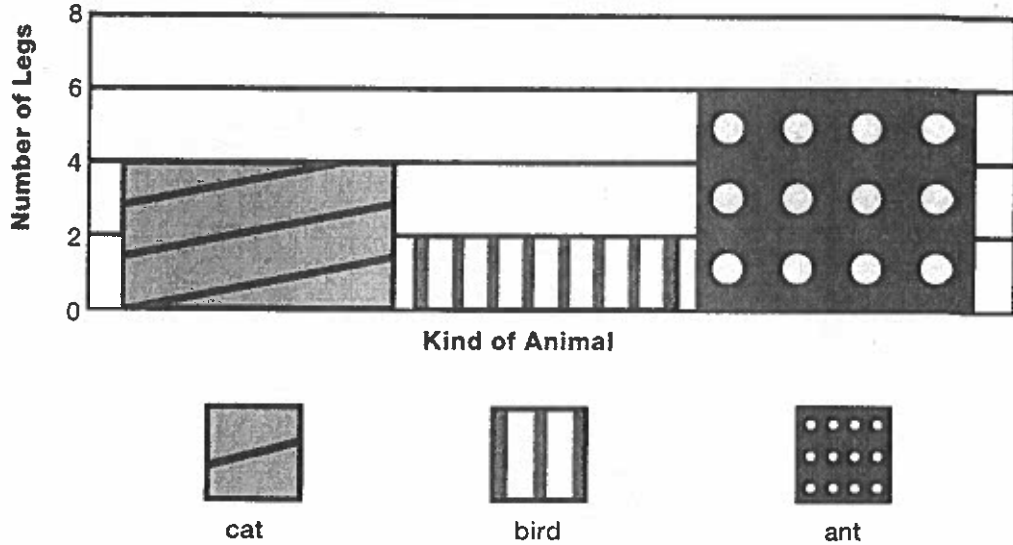
Ⓐ alive

Ⓑ different

Ⓒ alike

Name _____ Date _____

Teacher Instructions: Have students study the graph and answer question 7.



7. Which animal has the most legs?

- Ⓐ cat
- Ⓑ bird
- Ⓒ ant

8. **Extended Response:** Have students draw a dog and a fish. Under the pictures, have them write (or dictate) one way in which dogs and fish are the same and one way in which they are different.